2023 Benchmark

CORPORATE SOCIAL RESPONSIBILITY (CSR) AND ENVIRONMENT FOR CENTRAL BANKS

ALBANIA, ANGOLA, BURKINA FASO, BURUNDI, CAMEROON, CHAD, COTE D'IVOIRE, DJIBOUTI, FRANCE, GABON, GUINEA, GUINEA-BISSAU, GUINEA EQUATORIAL, HAITI, INDONESIA, JORDAN, KAZAKHSTAN, KENYA, LATVIA, LITHUANIA, LUXEMBOURG, MADAGASCAR, MALAWI, MALTA, MONGOLIA, NIGERIA, NORTH MACEDONIA, PHILIPPINES, SAUDI ARABIA, TANZANIA, THAILAND, TUNISIA, UKRAINE

DO YOU BELIEVE THAT YOUR INSTITUTION, AS AN ORGANISATION, SHOULD PLAY A CENTRAL ROLE IN MEETING CLIMATE AND ENVIRONMENTAL CHALLENGES?

24

DOES YOUR INSTITUTION HAVE A GOVERNANCE STRUCTURE DEDICATED TO IMPLEMENTING, STEERING AND MONITORING A CSR POLICY?



26

TO WHAT EXTENT DOES YOUR CSR POLICY/STRATEGY/ROADMAP INTEGRATE THE SUSTAINABLE DEVELOPMENT GOALS (SDGs) OF THE UNITED NATIONS AGENDA 2030?

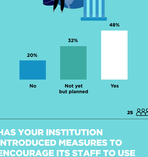

26

DOES YOUR BANK SET GUIDELINES FOR TEAMS TO REDUCE THEIR ENVIRONMENTAL FOOTPRINT SUCH AS TRAVEL POLICY, ENERGY CONSUMPTION REDUCTION TARGETS?

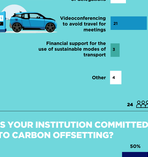

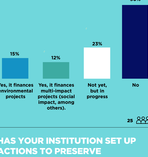

25

HAS YOUR INSTITUTION INTRODUCED MEASURES TO ENCOURAGE ITS STAFF TO USE SUSTAINABLE TRANSPORT?

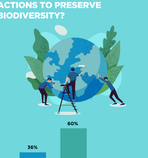

24

IS YOUR INSTITUTION COMMITTED TO CARBON OFFSETTING?

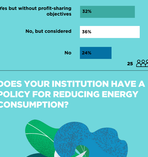

25

HAS YOUR INSTITUTION SET UP ACTIONS TO PRESERVE BIODIVERSITY?

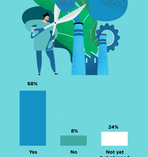

25

HAS YOUR INSTITUTION IMPLEMENTED ACTIONS TO PROMOTE SUSTAINABLE WATER MANAGEMENT?

25

DOES YOUR INSTITUTION OFFER INDIVIDUAL/ GROUP TRAININGS ON CSR ISSUES (E.G CLIMATE PRESKS)? IF SO, WHICH LEVERS ENCOURAGE STAFF TAKING SUCH COURSES?

25

DOES YOUR INSTITUTION HAVE A POLICY FOR REDUCING ENERGY CONSUMPTION?

25

DATA CONTAINED IN THIS DOCUMENT AND CALCULATED FROM PARTICIPANTS' RESPONSES TO A QUESTIONNAIRE CIRCULATED PRIOR TO THE CONFERENCE. NO ATTEMPT HAS BEEN MADE TO VERIFY ACCURACY, DEFINITIONS AND METHODOLOGIES OFFER ACROSS COUNTRIES.

ALL FIGURES HAVE BEEN ROUNDED TO THE NEAREST WHOLE NUMBER. HENCE IN SOME CASES, THE ADDITION OF PERCENTAGES MAY NOT YIELD 100%.